

BladeFLASK

100 | Scalpel Blade Removal System



A *simply safer* way of removing blades.

Remove, contain and dispose of used blades without the unacceptable sharps injury risk of two-handed removal techniques involving fingers, forceps or re-sheathing.



The essentials of team safety

A simply safer way to stay focused on your job.

QuickSmart BladeFLASK provides a simply safer way to remove and contain used scalpel blades. This world-first single-handed scalpel blade remover prevents the dangerous injuries commonly caused by removing blades with fingers, forceps or re-sheathing techniques.

Continue to use the best tool for your job.



Most surgeons prefer the balance, weight and ergonomics of a reusable steel scalpel but removing used blades manually compromises staff safety.

Filmy disposable plastic scalpels are not the answer because they are harder to use, too light to balance, too cumbersome to use, obstruct the line of sight and get entangled with the tissues. It's like eating dinner with a plastic knife and fork.

Make compliance a practical reality.

Research shows that when a single-handed scalpel blade remover is combined with a hands free passing technique (HFPT) it is up to five times safer than a safety scalpel.⁴

BladeFLASK meets these essential safety standards:

- OSHA Bloodborne Pathogen Standard *1910.1030*
- Australian/New Zealand Standard *AS/NZS 3825:1998*
- CE compliant

This essential safety solution makes compliance a practical reality and dramatically reduces injury costs. Healthcare workers in the United States alone report between 600,000 and 1 million sharps injuries per year. Many more go unreported.⁵ Occupational health and safety regulations worldwide are responding.

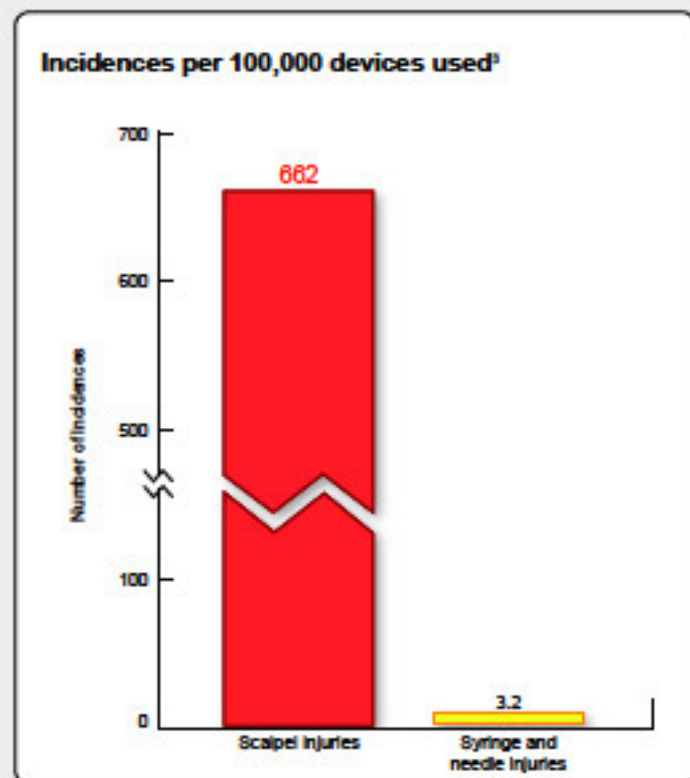
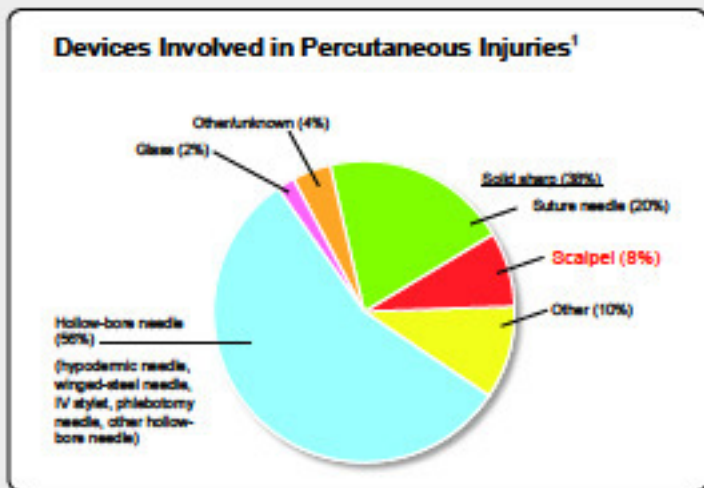
BladeFLASK ensures optimal safety based on speed and convenience for the end-user, ergonomic simplicity and passive, automatic and single-handed safety principles.

Minimise risks of injury and infection

Sharps Injuries are a serious occupational hazard in healthcare settings. Scalpel cuts are not only more severe than needle stick injuries, they are also more likely to happen. The single-hand technique of removing blades minimizes your risk.

- 8-11% of sharps injuries are caused by scalpel blades.^{1,2}
- There are 662 scalpel injuries per 100,000 scalpel blades used, compared to 3.2 syringe and loose needle incidences per 100,000 disposable syringes and loose needles used.³ Scalpel injury rates are 200 times higher than sharps injuries involving syringes.

These alarmingly common scalpel injuries cause pain, emotional distress, potentially fatal infections, and damage to digital nerves, arteries or tendons requiring microsurgery and extensive rehabilitation. BladeSINGLE dramatically reduces the risk of scalpel blade injuries in operating theatres.



1. CDC (Centers for Disease Control and Prevention) Sharps Injury Prevention Workbook 2006. *from <http://www.cdc.gov/SharpsSafety/index.html>
2. Jagger, J., M. Bentley, et al. (1995) "A study of patterns and prevention of blood exposure in OR personnel." AORN Journal 67(5): 979-81, 983-4, 986-7 passim.
3. Eisenstein, H. C. and D. A. Smith (1992). "Epidemiology of reported sharps injuries in a tertiary care hospital." J Hosp Infect 20(4): 271-80.
4. Matson, K. (2000) "States begin passing sharps and needle-stick legislation to protect health care workers." AORN Journal 72(4): 699-703, 705-7.
5. Matson, K. (2000) "States begin passing sharps and needle-stick legislation to protect health care workers." AORN Journal 72(4): 699-703, 705-7.

BladeFLASK

100 | Scalpel Blade Removal System

Remove & Contain Blades with one hand – push and click!

BladeFLASK is secured by a reusable mounting bracket, which means you do not have to hold or brace the BladeFLASK when in use. The bracket enables the BladeFLASK to be positioned at point of use (wall, bench or trolley mounted), making single-handed blade removal, containment and disposal as simple as 'push and click'.



Not just effective... it is cost effective!

This essential safety solution ensures regulatory compliance, dramatically reduces injury costs, and is significantly cheaper than disposable plastic scalpels. You will save up to US\$225 of disposable plastic scalpels with one BladeFLASK.



Sharps container

BladeFLASK is a puncture proof sharps container. When it is full, the BladeFLASK can be disposed safely without any further exposure to sharps contact.

It conforms with the following regulatory requirements:

- UN Transport UN3921
- British Standard BS7320:1990



Auto shut-off

BladeFLASK has a built-in counter with a shut-off mechanism that activates automatically after 100 blades have been removed. There is no danger of overfilling.



Applications of BladeFLASK

BladeFLASK single-handed scalpel blade remover can be used in anywhere scalpel removal is required, including:

- Hospital departments
- General practice
- Podiatry/Chiropody
- Design Studios
- Education
- Veterinary
- Dental clinics
- Pathology laboratories
- Mortuaries
- ... and wherever scalpels are used

Just in case it might happen

"Do you expect a car accident when you drive home tonight?"

"No"

"Then why do you wear the seat belt?"

"Just in case..."

Use a single-handed blade remover just in case...

Specifications

Colour versions	Red - for USA Yellow - for all other countries
Product code	QFRGEN - red version QFYGEN - yellow version
GMDN code	46235
Blade capacity	100 blades - the BladeFLASK shuts off automatically when maximum capacity is reached.
Compatible Blades & Handles*	Handles: #3, 3L, 4, 4L, 5, 7, 9, Lawton long handle. Blades: #10, 10a, 11, 12, 13, etc. up to and including #25a, 27 and 36.
Incompatible Blades & Handles	Baron handle, Beaver handle, Disposable handles
Size (per unit)	Length 11cm , Width 9cm , Height 14cm
Weight (per unit)	Approximately 250g
Accessories	Mounting Bracket - the bracket holds the BladeFLASK in place to allow single-handed removal of scalpel blades.

* Some brands may not work with Qlicksmart BladeFLASK

Material	ABS (acrylonitrile butadiene styrene)
Latex	No
DEHP	No
Sterile	No
Re-usable	Multi-use - Each unit removes 100 blades before disposal
Disposal method	The infectious substance logo on the front label and the correct sharps container colour of the unit allow it to be disposed of as medical waste. Please follow your establishment's procedures for the disposal of medical waste.
Regulatory approvals	Australia - Listed under TGA ARTG NO: 146821 USA - FDA 510(K) premarket approved #K983367 as a sharps container Europe - Class I medical device under Council Directive 93/42/EEC and CE marked

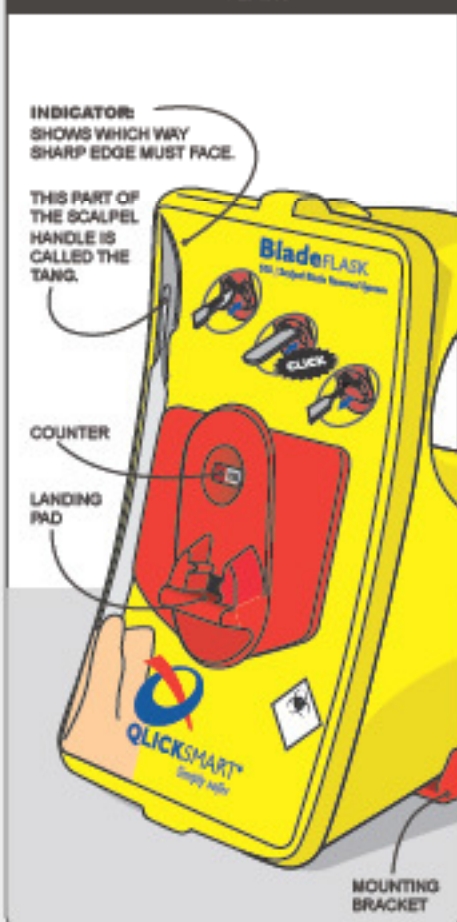
Instructions for Use

BladeFLASK

100 | Scalpel Blade Removal System

PARTS

OF YOUR BladeFLASK:



MOUNT

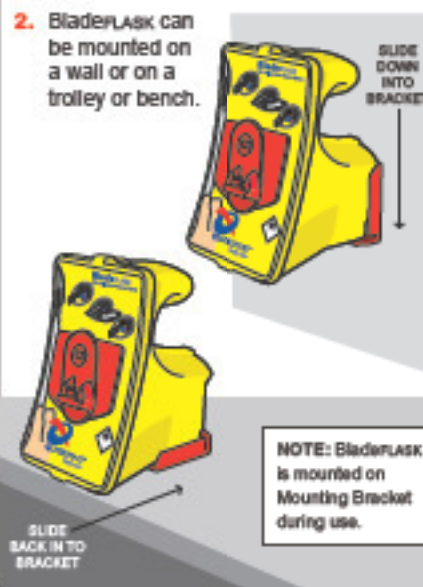
TO WALL OR TROLLEY:

1. If you haven't mounted your BladeFLASK before, prepare mounting bracket*.



* See fitting template and instructions inside the bracket packaging.

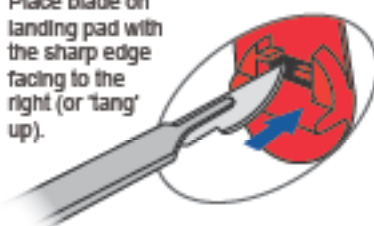
2. BladeFLASK can be mounted on a wall or on a trolley or bench.



REMOVE BLADE

SINGLE HANDED ACTION:

1. Place blade on landing pad with the sharp edge facing to the right (or 'tang' up).



2. Push scalpel handle into BladeFLASK until you hear a click.



3. Remove handle.



NOTE: BladeFLASK is disposed of as medical waste after 100 blades have been inserted.



Donova LifeScience
Consulting Srl
Piazza Albani, 10
00153 Roma, Italy

QCLICKSMART Pty Ltd.
+61-7-3844-1182 T
+61-7-3844-1183 F
mjs@qlicksmart.com
www.qlicksmart.com

QCLICKSMART®
Simply safer